

Scent Free Secrets *by Wildlife Research Center*®

A deer's most powerful defense is his nose. Deer avoid hunters countless thousands of times each year and most of the time, the hunter doesn't even know it.

These Problems can be avoided!

- Deer commonly smell a hunter while he is on the stand.
- Scent Transfer commonly causes deer to avoid returning to a stand area.
- After being spooked by human odor, deer may avoid the area for weeks and a mature buck may even avoid the area for more than a month.

More and Higher Quality Deer

By taking the right steps, large portions of human odor can be eliminated! You can't eliminate 100% of human odor, but you can bring it down to a low enough level that will not trigger a deer's alarm. Then they don't seem to notice or react to it. The quality of your hunting can reach a dramatically higher level. You should find yourself seeing more and higher quality deer.

Scent Free Secrets is packed with easy to understand methods and information that will help you to eliminate large portions of human odor. A lot of the information is totally break-through, that we have never seen in print before this book!

Keep Your Area Smoking Hot!

Utilizing the information and methods that are presented in "**Scent Free Secrets**" should dramatically reduce your human odor, tilt the odds in your favor, and keep your hunting areas **Smoking Hot!**



Scent Free Secrets



By Wildlife Research Center®

Super Charge® Your Hunt!

SCENT KILLER®

AIR & SPACE DEODORIZER

WITH

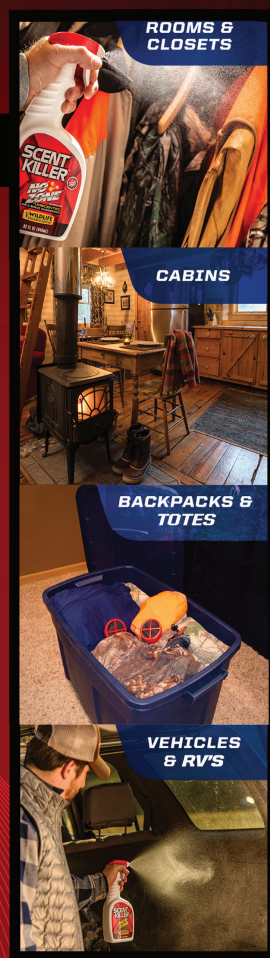
NO ZONE® TECHNOLOGY

-For Large Rooms and Areas-



Tote Tamers™

-For Totes, Bags, Backpacks and Boots-



You've already used Scent Killer® Clothing Spray to turn your hunting clothes into a High-Powered Scent Elimination Suit. Don't let smelly air sabotage your efforts on the way to stand.


Scent Killer® No-Zone™ Air and Space Deodorizers are uniquely formulated and work different, to fight odors in open spaces. Perfect for cabins, vehicles, closets, totes, bags and more. Safe and effective!

PASS THROUGH TESTED!

FOR REAL LIFE HUNTING SITUATIONS.

- Odor passes through clothing.
- Odor is not the same as bacteria.

Simple antimicrobial products may work in a petri dish, but how much odor passing through your hunting clothes do they stop?



99% EFFECTIVE AT STOPPING REPLICATED HUMAN ODOR IN PASS THOROUGH TESTING AT RUTGERS UNIVERSITY- 20 DAYS AFTER DRYING!

In testing at Rutgers University, replicated human odor was used, representing known constituents of actual human body odor based on scientific studies. To simulate real life hunting situations, testing determined how much of that odor actually passed through Scent Killer® Gold® treated fabric, simulating it going into the air where a game animal could potentially detect it.



PASS THROUGH TESTED - SCENT KILLER® GOLD®

100% MONEY-BACK GUARANTEED!

Helps Prevent Everyday Odors from Sabotaging Your Hunt.



WWW.WILDLIFE.COM



WWW.WILDLIFE.COM

*The color gold for a cap is a registered trademark of Wildlife Research Center, Inc.

TABLE OF CONTENTS

“Scent Free Secrets”

Chapters:

Introduction

- 1. A Deer’s Most Powerful Defense – His Nose**
- 2. Don’t Trigger His Alarm**
- 3. Keep Your Stands “Smoking Hot!”**
- 4. Scent Killer® Products**
- 5. Clothing Preparation**
- 6. Making Your Clothing into a Human Scent Elimination Suit!**
- 7. Removing Odors from Your Body**
- 8. Scent Control on Your Hunting Equipment**
- 9. Playing the Wind and Thermal**
- 10.Reducing Scent Transfer**
- 11.Extreme Hunting Conditions**
- 12.Conclusion**

Copyright 2005, 2006, 2009, 2011, 2012, 2013, 2014, 2015, 2018, 2020.
Wildlife Research Center, inc.
14485 Azurite St NW, Ramsey, MN 55303

INTRODUCTION

A deer's most powerful defense is his nose. Deer avoid hunters countless thousands of times each year and most of the time, the hunter doesn't even know it.

- Deer commonly smell a hunter while he is on the stand.
- After the hunter has left, deer commonly smell human odor by the stand or along the trail to it.
- After being spooked by the human odor, deer may avoid the area for weeks and a mature buck may even avoid the area for more than a month.

Although human odor cannot be 100% eliminated, it can be dramatically reduced. If you reduce the quantity of human odor molecules to a low enough level, deer don't notice or react to it. The effect of minimizing human odor can have a huge impact on the quality and quantity of deer you see.

"Scent Free Secrets" has been written to help hunters understand how to fight and win against the most powerful defense of a deer. It also applies to most other big game. You can substantially improve your odds with a modest effort of controlling your human scent, or with a higher level of effort, improve your odds even more.



Introduction

Deer find food with their nose, they keep track of what's going on in their territory with their nose, **they avoid danger with their nose**, and their nose plays an extremely important function when mating time comes. They are constantly testing the air and surroundings for whatever scent may drift to their nose.

The people at Wildlife Research Center® have been studying how deer relate to different scents for decades. This book starts with the basics on reducing human scent, plus it is packed with cutting-edge information that is not generally known, but extremely important for consistent success. The information is presented in a practical and easy-to-understand manner.

The chapter listing will give you a good general idea of the contents of this book. The book goes straight to the point and is not loaded-up with filler material. The chapters are packed with practical ways to understand what needs to be done in nearly all situations.

"Scent Free Secrets" will provide you with the practical information you need to become a very high-level whitetail hunter. If you decide you only want to take some of the steps, it will still dramatically increase your odds in the field.



WRC products gave this 'Band of Buck Hunters' the edge they wanted during their successful hunt. (From left to right) **Russ Underdahl, Jr., Dan Olson, Doug Orton, Craig Orton, and Wade Huotari.**

A Deer's Most Powerful Defense – His Nose

1

A lot has been written on the subject of a whitetail's olfactory advantage. There's no doubt, North America's #1 big game animal has one "serious olfactory defense". Their sense of smell plays a role in basically every part of their existence. As much as the subject is discussed, it's a wonder that hunters don't do more to battle it. Many have tricks, and some have proven tactics on how to "slip one by" their astute snoot. The question is "How far do you have to go to fool a buck's nose?"

It is said that the part of a whitetail's brain that measures and computes smell is about 1000 times larger than ours. They also have millions more nasal receptors. These receptors help to distinguish between odors. Their nasal passage is much larger and is straight, so they get a good clean burst of scent to analyze. It all adds up to a sophisticated smelling machine that's difficult for most of us to even comprehend. However, if you pay attention to the odors that you carry into their domain and do your best to reduce these odors, we know **you'll be surprised at how many more deer you see and how much closer** you can get to them.

When hunting whitetail, reducing the odor you bring into their area is probably the most important single thing you can do. Even though it's most likely impossible to be totally odor free, we can bring odors down to trace levels that even mature bucks, when in close proximity, may not notice or react to.

A system of scent elimination is a key to consistently harvesting mature bucks. So what is scent elimination? Scent Elimination is taking steps to attempt to reduce the amount of human and other odors to a low enough level that deer won't notice or react to them. Wildlife Research Center® is the best in the business when it comes to making products that help keep hunters concealed from a mature buck's nose. Many hunters rely on Scent Killer® products for a more successful hunt.

Many veteran bow hunters understand that minimizing human scent is critical in their effort to get close to whitetail. They may work at playing the wind and thermal currents. Even more importantly, they will make an effort to minimize the human scent that is left in their hunting area and the human scent their body and clothing release into the air.

Some gun hunters are quite careful about human odor, yet others don't feel the need to be as careful, since they can take a longer shot. Although it is not necessary for gun hunters to get as close, human odor control is still critical. We have many times watched mature bucks smell a hunter at distances of over 1/2 mile away. Also, deer will avoid hunting areas that accumulate human odor on the ground, brush, or vegetation. It's said that under some conditions, they can smell a hunter at distances of over a mile. Whether you hunt with a camera, gun, or bow, scent elimination is one of the most important details to heed.

1 – A Deer’s Most Powerful Defense – His Nose

A whitetail’s sense of smell is the sense that it trusts the most completely. If a buck sees something or hears a noise, he will oftentimes try to confirm it before going on full alert and bolting. If he does spook from seeing or hearing something, the amount of time required before he will return to the area will oftentimes be less than if he had been spooked by a smell. When a buck smells something, he knows! His sense of smell is somewhat involuntary. Enough odor molecules will trigger a receptor, send a message to the brain, and the whitetail reacts to it. Being spooked by his sense of smell usually results in avoidance of the area for a longer period of time.

All big game animals have a sense of smell far superior to humans. Learning proven methods of reducing odor will put you closer to deer, bear, elk, moose, or whatever big game quarry you’re after. In this book, we will define the terms human odor and human scent to mean the same thing – they can be used interchangeably.

Whitetail expert Todd Amenrud says, “I am guilty of preaching the praise of “scent elimination”. I believe in Wildlife Research Center® Scent Killer® Products so strongly, that I won’t hunt without them. I have seen these products fool a mature buck’s nose time and time again. These products can reduce human scent molecules to very low levels. You never know when you’re going to get a wind switch or when a buck will surprise you from downwind. By using Scent Killer® Products, I feel safe under any condition. If people pay close attention and follow the steps in this book, I guarantee them success.”

Where do you start? It matters which part of the hunt you’re executing, as to how you should prepare. Are you scouting, setting up a tree stand, or actually hunting? Do you need to fool his nose now, three hours from now, or ten days from now? The following chapter brings forth a new and more complete perspective that really ties in to these important considerations.



*When it comes to deer hunting, **Ron Bice** doesn’t mess around. The use of **Scent Killer®** products and the techniques you will read about in this book, help Ron get results like this. “Whether it’s scouting or the actual hunt, I always use the **Scent Killer System™**.”*



*It's a good idea to take a "field bottle" of **Scent Killer**® while scouting or hunting. This enables you to reapply **Scent Killer**® to boots and high perspiration areas as needed.*



While rattling or calling, it's common for deer to circle downwind in their approach. Your scent reduction efforts will play a major role in success or failure.

2

Don't Trigger His Alarm

As discussed in the previous chapter, deer are constantly checking the air for smells. It is their most important overall defense. Obviously, there is a threshold where the density of human odor molecules entering his nose becomes noticeable, "sets off an alarm", and puts him into an alert or bolt status. If you are unfamiliar with the term "bolt", it means to run or flee the area.

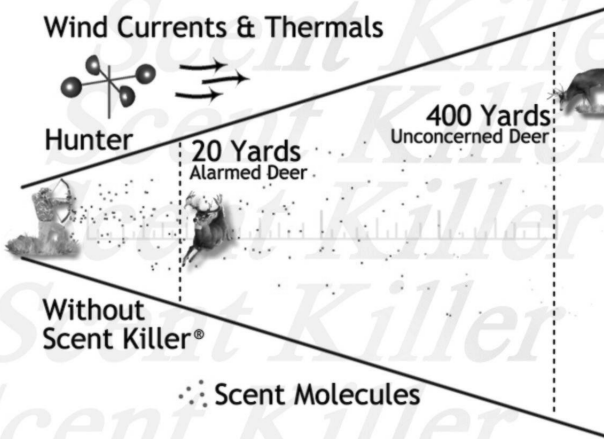
For the sake of perspective, let's compare a deer's sense of smell to a smoke detector. The smoke detector is triggered when the density of smoke reaches a certain level. If the density of smoke is below the trigger level, it does not react to it and set off the alarm. Similarly, when the density of human odor molecules entering their nose reaches a certain level, a deer notices the human odor, goes on alert, and may bolt. If the density of human odor molecules in the air does not reach a certain threshold, the deer does not notice or react to it. Taking steps to eliminate human odor, before and while you are on the hunt, is the key to keeping human odor from reaching a level where deer will notice or react to it.

Whether they don't detect your odor at all or it is so faint that they are unconcerned, you'll get the result you want. An example of them detecting it, but being unconcerned, could be compared to this analogy: You smell the faint odor of a skunk and you're aware there's a skunk somewhere off in the distance, but your nose says it's a safe distance away, so you don't give it much thought. However, when you get the full strength blast of a skunk, you immediately go on full alert. A big game animal has the same reaction in regards to human odor.

Even though we don't believe that human odor can be absolutely 100% eliminated, it can be brought down to a trace level that will not be noticed. If a trace is noticed, hopefully it will be at such a low level that it does not provoke a reaction. That is why taking steps to eliminate human odor is critical.

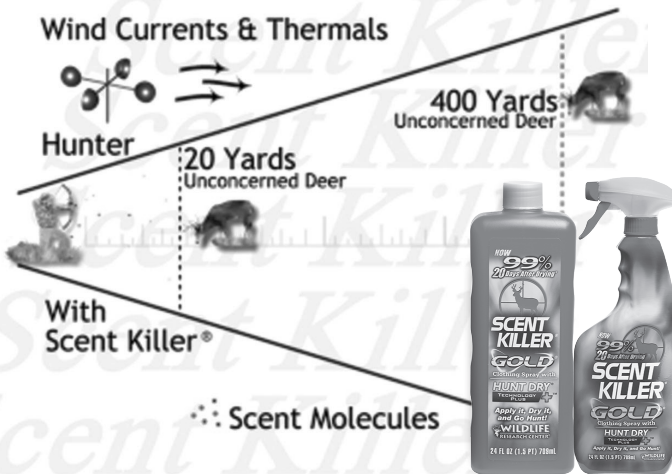


Notice the number of odor molecules going from the hunter to the deer. The deer at 20 yards is alarmed and bolting! The deer at 400 yards either doesn't notice the human odor or because the amount of human odor molecules is so minimal, it doesn't trigger his alarm.



Now notice...

The hunter has taken steps to reduce his human odor. By doing so, the deer probably does not even notice the hunter, and if he does, the minimal amount of human odor molecules is at a low enough level, it does not set off his alarm.





*"I arrowed this 22 pointer after using **Scent Killer**[®]. A doe came downwind, never smelled me, and came back with the buck giving me a 22 yard shot."*

Joe Matheson

***Scent Killer**[®] Spray and Laundry Detergent helped **Ricky Kohler** get close enough for early season success.*



*"The **Scent Killer System**[™] assisted me in bagging this dandy of a buck."*

Melissa Bachman

3 Keep Your Stands “Smoking Hot”

You’ve probably heard that the first time you hunt a stand is your best chance of intercepting that trophy buck you’re hoping to tag. It’s true. However, the reason this is true is because the deer doesn’t know he’s being hunted yet. After you set-up the first time, it may become apparent the hunt is on.

There are a lot of variables that can lead to diminished returns from a tree stand. If a deer sees you moving in the stand or walking to or from the stand, it will surely tip your hand. But the number one overlooked factor is leaving behind **lingering human odor**.

One major misconception when it comes to scent elimination is that it’s only beneficial for the hunt you’re on. That couldn’t be farther from the truth. Scent elimination practices may play a more important role **after the hunt**, than they do while you’re actually on stand.

Most hunters believe hunting downwind from where they expect the deer to pass by, reduces their chances of being scented. Although this is true to a point, there is clearly more to be concerned about. If you intend to hunt this stand again, any odor you leave in the area is a serious problem.

If a hunter has not taken steps to reduce human odor before the hunt, the stand location will accumulate **human odor molecules**. These **human odor molecules** will collect on the vegetation around the stand that’s occupied. The path taken in and out from the hunting site is also a concern. Any animal with a sense of smell equal to that of a whitetail will have no problem detecting this alarming scent. Depending on conditions, the **human odor molecules** can be detectable for days to come. **Human odor molecules** can also be left behind from boots where you walked and left on the vegetation where you brushed against it with your hands or clothing while slipping in and out from your stand. It’s really the last thing you want if you plan on hunting the same stand in the near future.

While the hunter is on stand, deer might come through up-wind from the hunter and never smell him. Shortly after sunset, the hunter heads back to camp. After this, other deer are likely to come by the stand site. If they notice the telltale signs of a predator, the deer have been educated and most likely put on alert status. It is quite likely that for some time, they may take a different route or avoid the area altogether, especially if the deer happens to be a mature buck.

Had the hunter utilized the Scent Killer System™ before taking step one toward his stand location, he would have dramatically reduced the amount of human odor molecules left behind. Had that hunter taken steps to reduce his human odor, this stand would most likely still be hot. However, without these simple steps, this stand’s trophy potential has been greatly diminished.

3 – Keep Your Stands “Smoking Hot”

Imagine for a moment that you had a portable smoker in your tree stand. The lit smoker would send out very visible smoke going with the breeze and thermals away from and around your stand location. You would get a very good picture of what the wind is doing and at the same time get a clear picture to where your **human odor molecules** were being deposited. It would most likely amaze you, if you could see what a deer can smell. It's very important to avoid leaving **human odor molecules** at your stand location or the route to and from it, if you want to maximize the stand's **ongoing** trophy potential.

If you reduce the amount of human scent molecules to a low enough level, a deer coming through may not even notice them. As the hours pass, they will be even less likely to be detectable.


Besides taking steps to reduce your human scent, a great tactic for going to and from your stand is to pick a route that does not cross the areas where you most expect the deer to pass by. If you expect the deer to mainly be in front of your stand, come in and go out the back way.

Reducing human odor molecules to whatever extent the time and situation allows is a must, if you want to be consistently successful.



Dan Urbas harvests record book bucks just about every year. In order to be consistently successful you have to minimize lingering human odor and pay close attention to scent transfer.

Planning a route to your stand that won't spook game is critical. It's best to keep the wind in your face on your approach. By taking steps to eliminate human scent, you will be increasing your chances of going in undetected.



*While scouting, it's very important not to leave human scent in the area. Using **Scent Killer®** Products will keep you from being detected while scouting or after you have left the area. You won't be leaving behind any telltale sign of your visit.*

30 Years of innovation -

Wildlife Research Center® has been making premium scent elimination products for more than 30 years now. With a never ending-passion for taking it to an even higher level and constant innovations, you can be confident you are getting the best, cutting edge tools in the fight against odor!

Super Charged® Scent Killer® Spray with Hunt-Dry® Technology

We have tested Scent Killer® extensively in the field, with amazing results. We have found Scent Killer® to be extremely effective at stopping a wide range of odors, and most importantly human odor. Besides our own field-testing, Super Charged® Scent Killer® was found to be **99% effective** at stopping replicated human odor in testing at Rutgers University.

Super Charged® Scent Killer® Spray is an extended performance human scent elimination formula that fights human odor on contact. It attacks odors at the molecular level. It's effective when first applied wet and keeps working, even after drying. A heavy application continues to work for days after drying.

We recommended heavily treating your hunting outerwear with **Scent Killer® Spray**. A very key advantage of using **Scent Killer® Spray** is that properly treated hunting outerwear will be permeated throughout. It is on the inside, throughout, and on the outside surface of the fabric. Since the outside has **Scent Killer® Spray** on the surface, it will attack odors on the surface of the clothing and work at keeping the outside surface odor free. Besides fighting odor in general, this is very important at preventing scent transfer.

Clothing that was heavily sprayed and allowed to fully dry can be stored in an airtight container for months and be ready to use when you take it out. Treated clothing can last a good number of days in the field. Even though it is commonly used either wet or dry, clothing that is allowed to dry is usually more comfortable.

Scent Killer® Gold® Spray with Hunt Dry® Technology Plus+™, is the Ultra-Premium clothing spray, scientifically formulated to work even longer after it dries. **Scent Killer® Gold® with Hunt Dry® Technology Plus+™**, was found to be 99% effective at stopping replicated human odor in testing at Rutgers University - 20 Days After Drying!

Scent Killer® Gold® with Hunt Dry® Technology is perfect for pretreating your clothes. Just Apply it, Dry it, and Go Hunt!

Whether you use **Super Charged® Scent Killer®** or New - **Scent Killer® Gold®**, you'll be amazed with the results.

4 – Scent Killer® Products

Super Charged® Scent Killer® and Scent Killer® Gold® Body Wash & Shampoo

These Anti-Odor™, unscented formulas attack human odor. It's gentle on you and murder on human scent. It is so effective, that even fishermen have reported how effective it is to wash their hands with, after cleaning fish. Use for washing and showering your body and hair.

Super Charged® Scent Killer® and premium Scent Killer® Gold® Bar Soaps

If you prefer bar soap to a liquid, we have large 4.5 OZ bars available in our highly effective unscented Anti-Odor™ formulas.

Scent Killer® Gold® Antiperspirant & Deodorant Stick

After showering, use **Scent Killer® Antiperspirant & Deodorant** to help fight and control underarm odor. It is really nice to use and does a great job.

Scent Killer® Gold® Field Wipes

A convenient way to clean, deodorize, or just touch up high perspiration areas. They work great in the field when a shower is not available. They are made with a special unscented Anti-Odor™ formula for your body.

Super Charged® Scent Killer® Liquid Clothing Wash

The liquid clothing wash is a really good unscented formula that really works great at cleaning and fighting odors. It is a high efficiency formula that rinses very clean and contains no U.V. brighteners.

Scent Killer® Gold® Laundry Detergent

A breakthrough proprietary Multi-Surfactant 2X formula. This powerful formula fights odors as it cleans. It contains no U.V. brighteners, so it will not make your hunting clothing more visible to deer or other big game animals. This high efficiency formula is compatible with both Standard and High Efficiency washing machines.

Super Charged® Scent Killer® Spray and Clothing Wash and the premium **Scent Killer® Gold® Spray and Laundry Detergent** are all also available in **Autumn Formula®**. With the same highly effective formulas, engineered with a soft odor of the forest floor in the fall added.

Scent Killer® Air & Space Deodorizers with No Zone® Technology

While Scent Killer® clothing sprays effectively turn your clothes into a high-power scent elimination suit, Scent Killer® No Zone® products are formulated differently to fight odors in open spaces. The sprays are perfect for larger areas like cabins, rooms, closets, vehicles, and RV's. Tote Tamers™ are perfect to help deodorize and maintain smaller areas like totes, bags, backpacks, and boots. These products are easy to use, do not require batteries, and are ozone free.



As you read this chapter, we will go through the steps that explain how to take your clothing preparation to a totally first class level. We understand that not everyone will choose to follow all of these steps. Whether you choose to take all of the steps or just some of them, you can still dramatically increase your odds in the field.

Washing Your Hunting Clothing:

Let's start with your clothes: anything that you wear into the whitetail's realm, whether it's worn for hunting or for scouting, should be washed in Scent Killer® Clothing Wash, then hung outside to dry, when practical.

It's recommended that you wash a load of everyday laundry in the washer before washing your hunting clothes. In this process make sure to use Scent Killer® Clothing Wash or Laundry Detergent. It works great for everyday clothing as well. This will help remove perfume type odors left behind from the commercial detergents normally used and in the same process, prepare the washer for your hunting clothes. Be sure to double rinse.

Once you've washed and double rinsed your everyday clothes, it's time to start a brand new load and wash your hunting clothes. Wash everything that you will be wearing in Scent Killer® Clothing Wash or Laundry Detergent and double rinse after the wash cycle. Even the clothes that you will be changing out of at your hunting site need to be washed. This way you won't be adding scent to your freshly showered body when you put on your traveling clothes. Another tip is to make sure you wash your bath towel and washcloth with Scent Killer® Clothing Wash. You don't want to go through all these steps and then dry yourself off with a towel that's been washed in perfume-scented detergent!

Drying Your Clothing:

It's recommended, whenever possible, to hang-dry your clothes outdoors in an area void of unnatural odors. For example, you don't want them hanging next to the barbeque grill or the exhaust pipe of your car. There are several situations where you can't take advantage of outdoor drying. One would be when the temperature is below freezing. Your clothes would freeze and take a long time to dry.

In such cases we recommend using your home dryer. However, your dryer has to be conditioned as well, before using it to dry your hunting clothes. First, clean the lint trap of all lint. Next, dry a load of everyday clothes that have been washed in Scent Killer® Clothing Wash or Laundry Detergent. This will get the dryer ready for your hunting clothes. Be sure not to use scented dryer sheets commonly used in the dryer, while doing this. Scent Killer® Autumn Formula® Dryer Sheets are a good alternative. After removing the load, clean the lint trap one last time. The dryer is now ready.

Note: If after these steps the dryer still has a smell of perfumes from everyday

5 – Clothing Preparation

clothing detergents and dryer sheets, we recommend using an alternative method to dry your clothes.

A few hunters actually take washing their clothing to an extreme. They have a separate washer and dryer strictly for their hunting clothes and no other use. Please understand, we are not suggesting that you need to do that.

Storing Your Clothing:

Regardless of how you dry your clothes, by dryer or by hanging them, when they are totally dry and ready to be used and stored, seal them in something that will seal out any bad or foreign odors. Unscented plastic bags work great. If you use a commercial garbage bag, make sure it's not one that's been chemically treated to combat the smells of your bad garbage or one that has a perfume smell added. Another good choice is plastic tubs that have become commonplace at department stores.

Do not put anything else in the containers with your clothes. Some hunters put pine boughs, sticks, leaves, or other things in their bag with their clothes. If there is ANY moisture at all in the clothing or bag, once you seal it, things may start to grow or chemically change. When you open the container later, it's going to smell different. It may not smell different to you, but a whitetail can smell the change. Cover scents have their place, but we suggest not using them in this way. No smell at all on your clothing during storage is the way to go.

Treating your clothing with Scent Killer® Spray after washing is an extremely effective step to take in the fight against human odor (See the next chapter). If you do, be sure to thoroughly dry your clothing, then store it the same as directed in the previous two paragraphs.

Going Into the Field:

Keep your hunting clothes in the sealed container until you get to your hunting site. If you are getting dressed at your vehicle, it is recommended that you wear separate clothing on the trip to your area and then change outside the vehicle when you get there. If the vehicle is running, make sure not to stand near the exhaust. We suggest turning off the ignition before changing. If you have a long walk to your hunting site you may choose to carry some of your hunting clothes, rather than wear them, until you get close. This way, you can avoid getting sweated-up on the way in.

After the Hunt:

Make sure your clothes are dry, then put them back in the containers. After several hunts, you may want to treat them again with Scent Killer® before the next use. After you've worn your clothes for a number of hunts, wash them again in Scent Killer® Clothing Wash and repeat the process. You should spray your rubber boot bottoms with Scent Killer® Spray each time you go into the field.



*"Once again the **Scent Killer**® line of products helped me remain undetected by giant mature whitetails like this one!"*

Tim Ott



*Archery success came for **G.O. Heath** with his diligent attention to detail with the **Scent Killer System**™.*

6

Making Your Clothing Into a Human Scent Elimination Suit!

You can effectively turn your hunting clothing into a high-powered human scent elimination suit by treating it with Scent Killer® Spray. This may be the easiest and most critical single thing you can do in the effort to eliminate human odor. It will dramatically reduce the human odor passing into the air from your body. It will also minimize the human odor being left in your stand area and your trail to it, by dramatically reducing **Scent Transfer**.

Scent Killer® Spray is a liquid spray that attacks a wide range of odors, most importantly, human odor. It is effective when it is first put on wet and remains highly effective after drying. When properly applied, it can remain effective for many days of use in the field – depending upon the conditions.

We have tested Scent Killer® extensively in the field, with amazing results. We have found Scent Killer® to be extremely effective at stopping human and other odors. Besides our own field-testing, Super Charged® Scent Killer® Spray with Hunt-Dry® Technology was found to be **99% effective** at stopping replicated human odor in testing at Rutgers University - 10 Days After Drying!.

New - Scent Killer® Gold® with Hunt-Dry® Technology Plus +™ is the longest lasting Scent Killer® spray yet. Scent Killer® Gold® Spray was found to be **99% effective** at stopping replicated human odor in testing at Rutgers University - 20 days after drying! Making it even better for pretreating your clothes. Just Apply it, Dry it, and Go Hunt!

As air passes through the treated clothing, human odor molecules are effectively taken out. Since the human odor molecules are taken out of the gas passing through your hunting clothing, the human odor is dramatically reduced.

Some hunters use clothing with carbon sandwiched between the layers of fabric. We feel this is generally considered to be a good way of taking human odor out of the gas that passes from the body, out through the clothing. We do feel that clothing thoroughly treated with Scent Killer® Spray has some serious advantages:

- Carbon lined clothing usually has an outside layer of fabric that contains no carbon and is not treated to attack odor.
- Clothing treated with Scent Killer® is permeated throughout. Fabric on the outside should be well treated with odor attacking Scent Killer®.
- If you rub your hand or a source of odor onto the outside of your clothing, the Scent Killer® treated fabric will attack the odor.
- With Scent Killer®, the risk of odor going into the air from contamination on the outside of your clothing is greatly reduced.
- With Scent Killer®, the risk of **Scent Transfer** is greatly reduced.
- Scent Killer® does not start to load with odor molecules until it is applied. You can keep treated clothing in an airtight container, so it remains at full capacity until you hunt.

6 – Making Your Clothing into a Human Scent Elimination Suit!

- When Scent Killer® treated clothing eventually becomes loaded, all you have to do is wash it, give it another application, and you are once again at full capacity.

It is best to start with clean clothing that has been washed with Scent Killer® Clothing Wash or Laundry Detergent, but even if it wasn't, you can still treat it with Scent Killer® Spray and achieve impressive results.

Since Scent Killer® Spray attacks human odor molecules that pass through the treated clothing, it is critical that the clothing be thoroughly treated to achieve full effect. Spray the clothing enough, so that it is **fully wetted**. If you do not fully wet your hunting clothing, the Scent Killer® Spray will still have a positive effect, but you will essentially have an untreated percentage of your clothing, depending on how much you put on.

Think of the treated clothing like a fish net and the human odor molecules as fish trying to pass through. If you lightly spray it, so that the clothing is not fully wetted and the drops that hit the clothing leave dry gaps between them, it is like a net with big gaps in it. Some fish can swim through the gaps in the net. It is the same thing with human odor molecules – if you have untreated gaps in your hunting clothing, some of the human odor molecules can pass through the gaps.

Treating Your Hunting Clothing:

- Spray your outer hunting clothing with Scent Killer® Spray, so that it is fully wetted.
- For optimal effect, hang the clothing up and air-dry.
- After it is totally dry, store in a clean, unscented, airtight container.
- Take it out of the container when you are ready to use the clothing.
- After use, totally dry the clothing, then store in the airtight container.
- Repeat.
- Never store any clothing that isn't dry in an airtight container.
- Spray your boot bottoms with Scent Killer® Spray every time you go into the field.

Depending on the conditions, Scent Killer® Spray treated clothing can remain effective for many days of use. High odor areas, such as the underarms may require another treatment of Scent Killer® Spray before the whole piece of clothing requires treatment. Conditions vary a lot, so you will have to make the decision when your clothing requires washing or another treatment. Feel free to apply Scent Killer® Spray while you are in the field.

Autumn Formula® Scent Killer® Spray is a high-powered human odor elimination formula that has been engineered with the scent of autumn woods and fields. If you prefer Autumn Formula® Scent Killer® Spray, follow the same steps.



*You can effectively turn your hunting clothes into a high-powered “human scent elimination suit” by fully wetting them with **Scent Killer**® Spray. The active ingredients work wet, and will continue to work for days after it dries.*



Autumn Formula® ***Scent Killer***® is a high-powered human odor elimination formula that has been engineered with the scent of autumn woods & fields.

7 **Removing Odors from Your Body**

It's important to try to reduce odor on whatever you're bringing into their domain, starting with yourself. You should first shower using Scent Killer® Anti-Odor™ Soap. You may use either Scent Killer® Anti-Odor™ Body Wash & Shampoo or Scent Killer® Anti-Odor™ Bar Soap. Wash your entire body. After cleaning yourself, thoroughly rinse and dry. As discussed in the chapter on clothing preparation, be sure you use a properly prepared washcloth and towel.

After your shower, apply Scent Killer® Gold® Antiperspirant & Deodorant to your underarms. It is really effective and works for a long time.

In some situations, we would recommend two showers a day. For instance, if you go on a morning hunt, a shower should be taken before you head out. If you come back in from the woods for lunch or some other reason where you might come in contact with foreign odors (such as cooking smells or any type of strong odor) we suggest taking another shower before heading back into the field.

A shower is sometimes unavailable between hunts. Scent Killer® Gold® Field Wipes are a convenient way to clean, deodorize, or just touch up high perspiration areas. They also work great in the field where a shower is not available. They are made with a special unscented Anti-Odor™ formula for use on your body.


Although breath is a totally different odor than your body gives off, it is important to minimize it too. Brush your teeth with a good quality toothpaste. It's also a good idea to brush your tongue and the roof of your mouth. If you wish to chew gum, spearmint would be a good choice, as we have found spearmint to be a good masking scent. Other gums may also be available. It's a good idea to keep track of the wind direction and if a deer approaches from downwind, breathe through your nose while deer are in the area.

When all of this is complete, try to head straight into the woods. Be careful to avoid places where offensive odors might linger, such as cooking odors from a kitchen or a room where someone has been smoking. These and other odors may transfer to you or your clothing.

Although you don't hear it too often, someone has probably told you, "I smoke and I see deer." or, "I don't worry about human odor." Our comment on that is, "Everybody gets lucky now and then". We guarantee you that cigarette smoke, human odor, and many other smells will reduce your chances when it comes to quality and quantity of deer.



Each season **Mike Gilbert** starts with **Scent Killer**® and finishes with nice bucks like this.



This monster buck netted 171 3/8 as a 10 point typical. "We used **Scent Killer**® Spray before entering the woods. Thank You."

Matt Seibold



"I have been using your **Scent Killer**® clothes wash and liquid soap products for several years and have gone virtually undetected by whitetails and moose. I DO NOT leave my camp with out it."

Warren Hanton

Scent Control on Your Hunting Equipment

8

Think about the gear that you carry when you hunt. If you're an archery hunter, consider the bow that you've been gripping with your bare, sweaty hand all summer. There's also your tree stand, backpack, or other equipment. Pay attention to how you store your gear. Airing it out or washing it if necessary, can make a real difference in the quality and quantity of deer you see.

If you store equipment in your garage, it is exposed to car exhaust and other odors that will not contribute toward your success. We suggest storing your tree stands outside or in a separate shed, even a closed room in your basement would be better than the garage. This will ensure minimal exposure to odors.

Just as your clothes are stored in bags, your backpack and some other gear can also be stored in bags or plastic storage containers.

Scent Killer® No Zone® Air & Space Deodorizer products are a great tool to deodorize and maintain the spaces where you store your hunting equipment. The sprays are uniquely formulated and work different, to fight odors in larger open areas, like rooms, cabins, closets, and vehicles. Scent Killer® No Zone® Tote Tamers™ are perfect for smaller spaces like totes, bags, backpacks, and even in your hunting boots.

When thinking about scent elimination there are two types of surfaces to keep in mind. Soft surfaces like the fabric your hunting clothing is made with, and hard surfaces such as plastic and metal that other hunting equipment is often made of. Unlike soft surfaces where odors penetrate and are absorbed deep within, hard surfaces typically only collect odor molecules on the surface. The odor molecules can often be removed by simply using a wash cloth or towel damp with water to wipe them off. Be sure to use a clean odorless cloth or towel.

Only use this method with equipment this is appropriate for and always follow manufacturer's cleaning instructions. Allow equipment to fully dry before storing. If getting a particular piece of equipment wet is not appropriate, consider putting it outside for a while to air out if it makes sense. This will help a lot.

If you are hunting with a gun, you obviously don't want to wipe it with a wet cloth. Scent Killer® Clothing Spray is only labeled for use on boot bottoms and hunting outerwear – not guns. You may be able to find a gun oil that has little or no smell.

If an item is small enough, you might consider placing it in a re-sealable plastic bag. Besides keeping it scent free, the bag also helps save your equipment from moisture in case of rain or a stumble while crossing a wet area. If you have a lunch, or food of any kind, make sure that it is also stored in a re-sealable plastic bag. Besides their use for storage, the bags will also keep odor contained when you are hunting.



*Scent Killer® products helped **Melissa Bachman** get the perfect shot on this great buck.*



*Big Whitetail Deer have no Idea when **Henry Harder** enters the woods with the **Scent Killer System™**.*

Basically the wind and thermal are the highway and the elevator that carry scent to a whitetail's nose. Positioning yourself within their terrain will determine whether you can see them before the breeze might carry human odor molecules in their direction. It's impossible for us to see air currents unless something is floating or falling in the air. You may feel the air currents, but without a visual, it is difficult to know the subtleties of what's really going on.

While sitting in your tree stand you may notice the breeze hitting the left side of your face, so you assume the air is flowing left to right. However, a few feet away it may be doing something different. There are commercial products and other things available to help you understand the breeze and currents.

Goose Down is an excellent tool in determining how the breeze, wind currents, and thermals are working at your hunting location. If you put out several small down feathers when you reach the site, you'll see the white down floating around throughout the hunt. The wind may be in your face. Later you may see some down coming in from behind you. Not only will it give you insight as to what's happening around you, it will confirm that your scent elimination efforts are well worth it. You could also drop one now and then from your stand, to observe.

Possibly more important than simply "playing the wind", once you are able to actually see the air current, is to understand why, when, and how whitetail do certain things. Much of getting one past the shrewd defenses of a buck is learning "how they use their nose to play the wind and thermal current." Here, experience is your best teacher. You would be amazed at how currents can actually be flowing. A mature buck uses these currents to his advantage.

Everybody knows what the wind is, but many whitetail hunters don't pay enough attention to thermal current. The heating and cooling of the air make it do some unexpected things. In the Western part of the country, because of the mountainous terrain, most veteran hunters are familiar with thermal effects. It's also extremely important in other areas too. It could be as simple as if you were hunting a small clearing. When the sun comes up, it shines and warms one side of the clearing first, causing the air on the sunny side to rise. When air rises on the sunny side of the clearing, it draws air to replace it. Pay particular attention around water or rocks or anything that may retain heat differently than air. When the air temperatures differ, you'd be amazed at how your scent may be swirling around.

We believe this is where many hunters slip up. Some hunters will go out, find a spot where there's sign everywhere, lick their finger, stick it in the air, and point downwind to the spot where they'll place their stand. Many times this might work, but the sign you're observing might have been made under totally different conditions, with a different wind direction. A whitetail is NOT going to spend a lot of time in an area where it can't use its nose efficiently. Deer may choose to

9 – Playing the Wind and Thermal

travel differently under different conditions.

You can't simply set up down-wind of an area and think, "Well, he won't smell me here," and know for sure. First you have to think about how and why a deer might use a given wind to his advantage in that specific area. You want to first let the deer "think" he has the advantage, and feels comfortable with the area and conditions. Then, set-up where you believe you can remain undetected from his nose.

In closing, we would like to make a couple points. First, playing the wind does reduce your chances of being scented. Second, even if you play the wind, because of all the subtleties and unpredictable nature of the breeze, it is critical that you take steps to eliminate your human scent.



Playing the wind is good. However, because of the unpredictability of thermals, you need to minimize human scent before and during the hunt.

As stated in previous chapters, you must be concerned with not only your direct human smell carried through the air, but also with smells you may be leaving behind through “scent transfer”. We define “scent transfer” as the depositing of human scent through contact. It’s amazing, if while walking through the woods, your forehead rubs a piece of brush, you bump into a tree, you push something aside with your hand, or you walk through tall grass, if you haven’t taken steps to eliminate your human scent, how a whitetail can smell those things. With every step you take, your boot bottoms contact the forest floor. It depends on temperature, humidity, and a few other factors as to how strong the smell will be and how long it will remain at detectable levels. But, you can take the decisive steps that will reduce “scent transfer” to a level that a whitetail is unlikely to notice.

When setting up a tree stand, be sure your clothing has been properly prepared and treated with Scent Killer® Spray – see the chapters on “Clothing Preparation” and “Making Your Clothing into a Human Scent Elimination Suit”. Be sure you sprayed down your rubber boot bottoms too. Using clean gloves (either clean rubber gloves or gloves that have been cleaned and/or treated with Scent Killer® Spray) during stand set-up or when making a scent set-up, will help to keep things clean and scent-free. You want to be sure if you accidentally bump into something, that you don’t transfer your scent. A tiny detail like screwing in a tree step while wearing clean gloves, rather than using your bare hands or contaminated gloves, can be the difference between a trophy buck and an unused tag.

After all the time you spent treating and preparing your hunting clothes and equipment, don’t let smelly air sabotage your efforts before or on your way to your hunting area. It is important to take action and minimize odors in places you store these items, and in the areas encountered on the way to your hunting spot. Scent Killer® No Zone® Air & Space Deodorizer Sprays and Tote Tamers™ are specially designed to fight odors in open areas like cabins, storage closets and containers, vehicles and more.

If you have properly prepared and treated your hunting clothing, we do not see a reason to wear hip boots or knee high rubber boots, unless wet areas or other reasons are a concern. Hip boots and knee high rubber boots may be less comfortable and may not let your feet breathe as well. If your feet don’t breathe as well, they will probably produce more odor. Rubber-bottomed pac-boots work well at minimizing “scent transfer”, yet allow your feet to breathe. The “rubber bottom” is the important part. Whether you are wearing rubber-bottomed pac-boots, knee-hi rubber, or hip-boots, make sure you give them a treatment of Scent Killer® Spray. It is also a good idea to apply some extra Scent Killer® Spray to your pant leg area, where the human scent gas may be escaping from your boots. In cold weather, a low temperature rated rubber bottomed pac-boot is a good bet.

10 – Reducing Scent Transfer

When scouting, one of your biggest concerns should also be “scent transfer”. Don’t let them know you’ve been there. Even if you don’t directly spook a mature buck from his bed or a specific area, if he senses the intrusion through scent being left behind, it may be enough to make him vacate the area completely. What you don’t want to happen, is to find a lot of great sign, but run him out of the area from your intrusion.

Don’t touch anything unless you absolutely have to. Every time you touch something, it’s like you’re applying your scent onto that object. Think about “when you grabbed the branch” to move it out of the way or you sat down on the ground to tie your boot lace. Those are all mistakes that a mature buck can pick up on. Be careful on stand approach, and try to avoid their trails.

By taking the proper steps, you can dramatically reduce “scent transfer”. Prepare your clothing and make it into a Human Scent Elimination Suit. Wear rubber bottomed boots treated with Scent Killer® Spray. Minimize odor exposure on your way there. Avoid traveling in the same areas where the deer pass through. Use clean gloves when setting up or touching things in your stand area. These along with the other recommended steps will dramatically reduce “scent transfer”.



The trail you take into the woods could load up with human scent molecules. Taking steps to reduce human scent before heading to the woods will help keep your trail undetected by game animals.



*Spraying your boot bottoms and clothing with **Scent Killer**® will help keep deer and other animals from smelling your trail.*

In extreme hunting conditions such as mountain hunting, desert hunting, super hot days, or very cold conditions, you'll be up against some adverse situations when it comes to getting and staying scent free. Trudging through deep snow, chasing northern whitetails, or even worse, musk ox in the Arctic Circle, can create some seriously harsh conditions for the extreme hunter. Each hunting condition will dictate the time and efforts that can be put forth, but even in the toughest conditions you will benefit from scent reduction efforts.

Perspiration is not your friend when it comes to hunting and is a big problem under extreme hunting conditions. However, you can dramatically improve your odds, even in these extreme situations, by effectively making your clothing into a high-powered human scent elimination suit with Scent Killer® Spray. If you can shower, great, but even if you are not in a place where you can shower you can use Scent Killer® Field Wipes to clean and deodorize, and be sure that you use Scent Killer® Antiperspirant & Deodorant on your underarms regularly. These are probably your most critical steps under extreme conditions.

Since perspiration is a very major concern under extreme conditions, it is important to figure out ways to minimize it. A highly effective strategy is to take some clothes off while you are walking or exerting yourself – so your body can cool. If you're still hot when you get to your stand, let yourself cool down for a while before you fully dress. If you're not going to a stand, use your best judgment as you walk.

It's obvious that using as many of the Scent Killer® Products as time and the situation allow, will get you closer to game. You will diminish human odor molecules as you put more time and effort into it. However, even if you can't take all the steps in this book, doing all that you can to eliminate as many human odor molecules as the time and situation allows, will reduce your odds of being detected for longer periods of time, even under the most extreme conditions.

If you are out in the field for a good number of days under extreme conditions, it would be a good idea to re-apply Scent Killer® Spray to your clothing as needed, especially the underarm areas. If you have water in your quarters or camp – it will really help you clean up. If you don't, you can use Scent Killer® Field Wipes to clean and deodorize and Scent Killer® Antiperspirant & Deodorant on your underarms. You have to decide, but if you have a clean cloth and Scent Killer® Soap, it is possible you might find water somewhere else to clean up with, especially your underarms and high perspiration areas.

Yes, extreme hunting conditions are more difficult. But, taking whatever steps you can, to reduce human odor, will dramatically improve your odds of success.



Whatever the hunting extremes, you will benefit from the steps you take to eliminate as much human scent as time and the situation allow. **Paul Marion** used the Scent Killer System™ to get close but not too close to this Giant Brown Bear.



Perspiration is not your friend in hunting situations. Applying **Scent Killer**® to clothing in high perspiration areas throughout the hunt will aid in your efforts to remain undetected.

After reading this book, you are even more aware of the importance of human scent reduction in the effort to beat a deer's most powerful defense – his nose. Failure to take steps to reduce human scent can lead to deer smelling you while you are in the stand. It can also result in deer smelling the human odor left behind in your hunting area through scent transfer. Either of these may spook deer out of your hunting area for weeks or a mature buck may avoid the area for more than a month.

Scent reduction efforts pay huge dividends. Each year many hunters send us photos of the big game, including a lot of trophies they've taken using the Scent Killer System™. Many other hunters send us letters and emails, talking about their improved success attributed to utilizing Scent Killer® Products. Obviously, good location combined with overall good hunting technique is critical, but the methods presented in "Scent Free Secrets" can dramatically increase your odds of success.

Although human odor cannot be totally eliminated, by taking the proper steps, you can eliminate large portions of it and bring it down to a very low level, where deer or other big game animals do not seem to notice or react to it. Even if they do notice it, they will probably think you are so far away that there is no threat.

You now understand the need to reduce human odor. Whether you take all of the steps suggested in "Scent Free Secrets" or just take some of the steps, you are doing yourself a huge favor. Your best friend, the single most important product you can use, is Scent Killer® Spray.

Utilizing the information and methods that have been presented in this book should dramatically reduce your human odor, tilt the odds in your favor, and keep your hunting areas Smoking Hot!

Good Hunting!